

Simple to use – Easy to install

Install additional outlets or to replumb your boat.

The Whale Quick Connect fittings offer many benefits, all ensuring a high integrity plumbing system.

- Unique 'Double Gripper' provides secure lifelong tube retention even at excessive pressures.
- Collet has internal support ring ensuring o-ring seal is held in position and does not distort or leak under pressure.
- The innovative, tube supporting, 'cage collet' design eliminates leaks where fittings are close to tight bends.
- High integrity single piece moulding improves the reliability and strength of fittings.
- Outer sleeve incorporates collet cover, thus preventing accidental tube release.
- No collet clips are used thus the Whale system reduces costs, speeds up installation time and ensures complete installation every time.

Specifications

	Max Pressure	Max Temperature
Hot Water	6 bar (87 psi)	65°C (150°F)
Cold Water	12 bar (174 psi)	20°C (68°F)

Whale Tubing	Min. Bend Radius
15mm	5x O.D. of Tubing

Patented Whale® plumbing system specifically designed to be used in 'mobile' applications. 10 year limited warranty on all WX fittings and Whalex tubing (except WX1599). For use with Whale plastic tubing and grooved stems only.

Leading Water System Technology

To assemble - 2 simple steps

Fig. 1



Cut to length by making a straight clean cut (use Whale tube cutters WX7950 / WX7951)

Fig. 2



Simply push the tube into the fitting up to the 2nd internal stop

To disconnect

Fig. 3



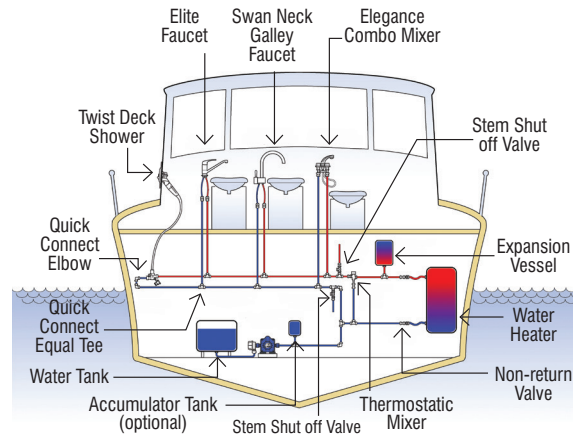
Push back on the grey collet against the face of fitting

Fig. 4



Hold the collet in and pull out the tube

Typical Installation



QUICK CONNECT

**EASY TO INSTALL
SPEEDY TO FIT**

15_{MM}

**PIONEERS IN QUICK
CONNECT PLUMBING
FOR 20 YEARS**

**SAVE TIME
AND MONEY**

**Award Winning
Innovation**

- **EASY INSTALLATION**
- **RE-USABILITY**
- **WATERTIGHT CONNECTION**



Copyright Whale ©2019

All rights reserved. Reproduction in whole or in part without permission is prohibited. WHALE is a registered trademark of Munster Simms Engineering Limited, Bangor, Northern Ireland trading as Whale. Whale's policy is one of continuous improvement and we reserve the right to change specifications without prior notice. Neither the accuracy nor completeness of the information contained in this or any product literature is guaranteed by the Company and may be subject to change at its sole discretion. Illustrations are for guidance purposes only.

For further information:
info@whalepumps.com or www.whalepumps.com



Whale Quick Connect products are protected by the following patents
UK Patent number: 2331564. European Patent number: 1032785. USA Patent number: 6349978
Ref: cmcc_ps_180.95_0419_v5





QUICK CONNECT SYSTEM – PARTS LIST

15MM






PART CODE

	EQUAL TEE	WX1502(B)
	EQUAL ELBOW	WX1503(B)
	EQUAL STRAIGHT	WX1504(B)
	END PLUG (BRASS)	WX1508B
	STEM ADAPTOR 12mm - 15mm	WX1509B
	STEM ADAPTOR 11mm - 15mm	WX1511B
	BRASS BACK PLATE	WX1512B
	ADAPTOR 15mm FEM - 15mm COMPRESSION (BRASS)	WX1520B
	STEM TEE	WX1521(B)
	STEM ELBOW	WX1522(B)
	END STOP	WX1546B
	3 WAY VALVE (BRASS)	WX1571B
	SHUT-OFF VALVE (BRASS)	WX1573B
	SHUT-OFF VALVE	WX1574(B)
	STEM SHUT-OFF VALVE	WX1575B
	CHECK VALVE/NON RETURN VALVE (BRASS)	WX1582(B)

THREADED 3/4"














	ADAPTOR 3/4" BSP MALE - 15mm	WX1516B
	ADAPTOR 3/4" BSP FEMALE	WX1542(B)
	ADAPTOR 3/4" GARDEN HOSE THREAD GREEN	WX1552B
	ADAPTOR 3/4" MALE - 1/2" MALE (BRASS)	WX1568B

THREADED 3/8"






	ADAPTOR 3/8" BSP FEMALE (BRASS)	WX1538(B)
	ADAPTOR PLASTIC 3/8" BSP FEMALE	CS1538(B)
	STEM ADAPTOR 3/8" BSP FEMALE (BRASS)	WX1539B
	STEM ADAPTOR 3/8" NPT MALE (BRASS)	WX1563(B)
	ADAPTOR 3/8" BSP MALE	WX1583(B)

THREADED 1/2"








PART CODE

	ADAPTOR 1/2" BSP MALE - 10mm COMPRESSION (BRASS)	WX1080B
	ADAPTOR 1/2" NPT MALE (BRASS) - 15mm	WX1513B
	ADAPTOR 1/2" BSP MALE - 15mm	WX1514B
	TAP TAIL ADAPTOR 1/2" BSP MALE - 15mm	WX1515(B)
	FLEXIBLE HEATER CONNECTOR 1/2" NPT MALE - 1/2" BSP FEMALE (LENGTH 350mm)	WX1519B
	STEM ADAPTOR 1/2" NPT MALE (BRASS)	WX1524(B)
	ELBOW ADAPTOR 1/2" BSP FEMALE - 15mm	WX1531(B)
	ADAPTOR 1/2" BSP FEMALE - 15mm	WX1532(B)
	ADAPTOR 1/2" BSP FEMALE (BRASS) - 15mm	WX1533B
	15mm STEM WITH NON RETURN VALVE ADAPTOR 1/2" NPT MALE (BRASS)	WX1534(B)
	ADAPTOR 1/2" BSP FEMALE GREEN (SHORT WINGS)	WX1536B
	1/2" NPT - 1/2" BSP MALE BULKHEAD ADAPTOR (BRASS)	WX1567B
	STEM ADAPTOR 1/2" BSP MALE - 15mm	WX1587(B)

FLEXIBLE HOSE FITTINGS 1/2"

	1/2" HOSE CONNECTOR (BRASS)	WX1544(B)
	STEM ADAPTOR 1/2" FLEXIBLE HOSE MALE	WX1584(B)
	TEE 1/2" BARB x 1/2" BARB x 1/2" BARB	WX1585B
	TEE 1/2" BARB x 15 WX x 1/2" BARB	WX1586B
	STEM ELBOW 1/2" FLEXIBLE HOSE	WX1591(B)

FLEXIBLE HOSE FITTINGS 3/4"



	TEE 3/4" BARB x 3/4" BARB x 3/4" BARB	WX1555B
	TEE 3/4" BARB x 15 WX x 3/4" BARB	WX1556B
	TEE 3/4" BARB x 1/2" BARB x 3/4" BARB	WX1557B
	TEE 1/2" BARB x 1/2" BARB x 3/4" BARB	WX1558B
	STEM ELBOW 3/4" FLEXIBLE HOSE	WX1592(B)
	STEM ADAPTOR 3/4" FLEXIBLE HOSE	WX1593(B)
	ADAPTOR 22 SPIGOT x 3/4" BARB	WX2259B

OTHER CONNECTIONS



PART CODE

	9/16" x 24 MALE TAP TAIL ADAPTOR (BRASS) FOR GROHE TAPS	WX1517B
	15mm STEM ADAPTOR - 1/2" HOSE (BRASS) FOR WINDSCREEN WASHER	WX1535B
	STEM ADAPTOR 1/4" NPT FEMALE (BRASS)	WX1537B
	TANK FITTING ASSEMBLY	WX1566B
	END STOP 22mm SPIGOT	WX2260B
	ADAPTOR 5/8" - 15mm	WX1528(B)

PLUMBING SAFETY FITTINGS

	PRESSURE RELIEF VALVE - 6 BAR, 1/2" FEMALE	WX1595B
	THERMOSTATIC MIXER VALVE 1/2" MALE (BRASS) 15mm & CHECK VALVE / NON RETURN VALVE (Note: This product is covered by a one year warranty)	WX1599B





FLEXIBLE HOSE FITTINGS OTHER

	3/8" HOSE CONNECTOR (BRASS)	WX1548B
	STEM ADAPTOR 5/8" FLEXIBLE HOSE	WX1597(B)

TUBING

	TUBE 15mm BLUE SEMI-RIGID PIPEWORK (1 YEAR WARRANTY)	10m (33')	WX7152
	TUBE 15mm RED SEMI-RIGID PIPEWORK (1 YEAR WARRANTY)	50m (164')	WX7154
	TUBE 15mm GREEN SEMI-RIGID PIPEWORK (1 YEAR WARRANTY)	10m (33')	WX7156
	TUBE 15mm GREEN SEMI-RIGID PIPEWORK (1 YEAR WARRANTY)	50m (164')	WX7156B
	WHALEX TUBE 15mm BLUE SEMI-RIGID (HIGH PERFORMANCE)	50m (164')	WX7162B
	WHALEX TUBE 15mm RED SEMI-RIGID (HIGH PERFORMANCE)	152m (500')	WX7562B
	WHALEX TUBE 15mm RED SEMI-RIGID (HIGH PERFORMANCE)	50m (164')	WX7164B
	WHALEX TUBE 15mm GREEN SEMI-RIGID (HIGH PERFORMANCE)	152m (500')	WX7564B
	WHALEX TUBE 15mm GREEN SEMI-RIGID (HIGH PERFORMANCE)	50m (164')	WX7166B
	WHALEX TUBE 15mm WHITE SEMI-RIGID (HIGH PERFORMANCE)	50m (164')	WX7168B

TOOLS

	TUBE CUTTERS (OUTSIDE USA)	WX7950
	TUBE CUTTERS (USA ONLY)	WX7951
MUST BE USED TO CUT WHALE SEMI RIGID PIPEWORK		
	TUBE MOUNTING CLIP (BLACK)	WX1565(B)
	TUBE MOUNTING CLIP (WHITE)	WX1569B

B Suffix refers to bulk quantities for OEM use.
Parts with (B) suffix are available in bulk or retail packs.
Parts with no B/(B) suffixes are only available in retail packs.